


**FX RACING WEEK END LAST ROUND**  
**Misano World Circuit – Marco Simoncelli**  
**8/9/10 NOVEMBER 2024**  
**ROLLING START PROCEDURE**



**DRIVERS BRIEFING WITH THE RACE DIRECTOR**



**QUESTION TIME**

**POSSIBLE QUESTIONS CAN BE ASKED AT THE END THE PRESENTATION**

A yellow rounded rectangle containing a graphic with the words 'QUESTION TIME' in white. The text is surrounded by several concentric, glowing circles in shades of purple, blue, and green. A black cursor arrow points towards the text from the bottom right.

**ESTIMATED TIME FOR THE BRIEFING IS 25' MINUTES**

A red rounded rectangle containing a digital clock display showing '12:00' in red. Below the clock, the text 'ESTIMATED TIME FOR THE BRIEFING IS 25' MINUTES' is written in white, bold, sans-serif font.

**WELCOME  
TCR EUROPE ENDURANCE  
WELCOME MAURICIO**

A blue rounded rectangle containing the text 'WELCOME TCR EUROPE ENDURANCE WELCOME MAURICIO' in white, bold, sans-serif font.



## ROUND MISANO WORLD CIRCUIT RACE WEEKEND FORMAT

### FREE PRACTICE

2 x 25'

### QUALIFYING

1 x 15' Reserved to the driver who will start the first part of the race

5' break

1 x 15' Reserved to the driver who will start the second part of the race

### GRID

Sum of best laps of Driver 1 and Driver 2

### RACE

The race will be divided in two parts of 60 minutes each

MANCHE 1: starting grid made by qualifying results; Rolling start

### NO PODIUM

MANCHE 2: starting grid made by part 1 results; Rolling start

### PODIUM

During both parts one pit stop is mandatory for driver change

+ minimum 2 tyres change during the "pit stop window"

### RESULTS

Final Classification will be the sum of Part 1 and Part 2 time results

# MAIN HOURS OF THE EVENT

Venerdì						
Apertura pitlane	Chiusura Pit lane	Start	End	Dur	Category	Session
09:00		09:00	09:25	00:25	FX Pro Series / FX2	FP1
09:30		09:30	09:55	00:25	Mini Challenge / ATCC Cup A	FP1
10:00		10:00	10:20	00:20	Twingo Cup / ATCC Cup B	FP1
10:25		10:25	10:50	00:25	X-GT4 Italy - Supersport GT	FP1
10:55		10:55	11:20	00:25	TCR / Lotus Cup / ATCC Light	FP1
11:25		11:25	11:50	00:25	FX Pro Series / FX2	FP2
11:55		11:55	12:15	00:20	Trofeo Predator's	FP1
12:20		12:20	12:40	00:20	Twingo Cup / ATCC Cup B	FP2
PAUSA						
13:30		13:30	13:55	00:25	X-GT4 Italy - Supersport GT	FP2
14:00		14:00	14:20	00:20	FX2	Q
14:25		14:25	14:45	00:20	FX Pro Series	Q
14:50		14:50	15:15	00:25	TCR / Lotus Cup / ATCC Light	FP2
15:20		15:20	15:45	00:25	Mini Challenge / ATCC Cup A	FP2
15:50		15:50	16:25	00:35	X-GT4 Italy - Supersport GT (15'+5'+15')	Q
16:30		16:30	16:50	00:20	ATCC	Q
16:55		16:55	17:20	00:25	Lotus Cup Italia (20 + Super Pole)	Q
17:25		17:25	17:55	00:30	TCR Endurance Europe (15'+5'+15')	Q
18:00		18:00	18:30	00:30	Mini Challenge (15'+5'+15')	Q
Sabato						
Apertura pitlane	Chiusura Pit lane	Start	End	Dur	Category	Session
08:50	08:55	09:00	09:55	00:55	TCR Europe Endurance	R1
10:00		10:00	10:20	00:20	Legends Cars Italia	FP1
10:25	10:30	10:35	10:55	00:20	FX2	R1
11:00	11:05	11:10	11:35	00:25	Mini Challenge	R1
11:40		11:40	12:00	00:20	Legends Cars Italia	FP2
12:05	12:10	12:20	12:40	00:20	FX Pro Series	R1
12:45		12:45	13:05	00:20	Trofeo Predator's	Q
PAUSA						
13:50	13:55	14:00	14:25	00:25	Supersport GT	R1
14:30		14:30	14:50	00:20	Twingo Cup	Q
14:55	15:00	15:05	15:25	00:20	ATCC	R1
15:30		15:30	15:50	00:20	Legends Cars Italia	Q
15:55	16:00	16:10	16:35	00:25	X-GT4 Italy	R1
16:40	16:45	16:55	17:20	00:25	Lotus Cup Italia	R1
17:25	17:30	17:35	18:30	00:55	TCR Europe Endurance	R2
Domenica						
Apertura pitlane	Chiusura Pit lane	Start	End	Dur	Category	Session
08:50	08:55	09:00	09:18	00:18	Legends Cars Italia	R1
09:23	09:28	09:35	09:55	00:20	Trofeo Predator's	R1
10:00	10:05	10:10	10:30	00:20	Twingo Cup	R1
10:35	10:40	10:50	11:10	00:20	FX2	R2
11:15	11:20	11:30	11:50	00:20	Lotus Cup Italia	R2
11:55	12:00	12:15	12:40	00:25	X-GT4 Italy	R2
12:50	12:55	13:00	13:18	00:18	Legends Cars Italia	R2
PAUSA						
14:00	14:05	14:30	14:50	00:20	FX Pro Series	R2
15:00	15:05	15:15	15:35	00:20	Trofeo Predator's	R2
15:40	15:45	15:50	16:15	00:25	Mini Challenge	R2
16:20	16:25	16:35	16:55	00:20	Twingo Cup	R2
17:00	17:05	17:15	17:35	00:20	ATCC Cup	R2
17:40	17:45	17:55	18:20	00:25	Supersport GT	R2

**20' MINUTES BEFORE THE ACTIVITY ON TRACK ALL CARS AND DRIVERS READY ON GATE**



# REMINDER



**SAFETY CLOTHING  
MANDATORY USE  
ENTIRE WEEKEND**

**TCR** European  
Endurance  
TOURING CAR SERIES

# REMINDER

**TCR** European  
Endurance  
TOURING CAR SERIES

**FRIDAY – SATURDAY – SUNDAY ON TRACK  
LIGHTS SWITCH ON  
AFTER 4.00 P.M  
MANDATORY MATTER FOR ALL CARS**





# THE PADDOCK 2 - PREGRID

THE CARS STAY HEAR IN TWO LINE  
UNTIL IN FRONT OF THE BOX 60

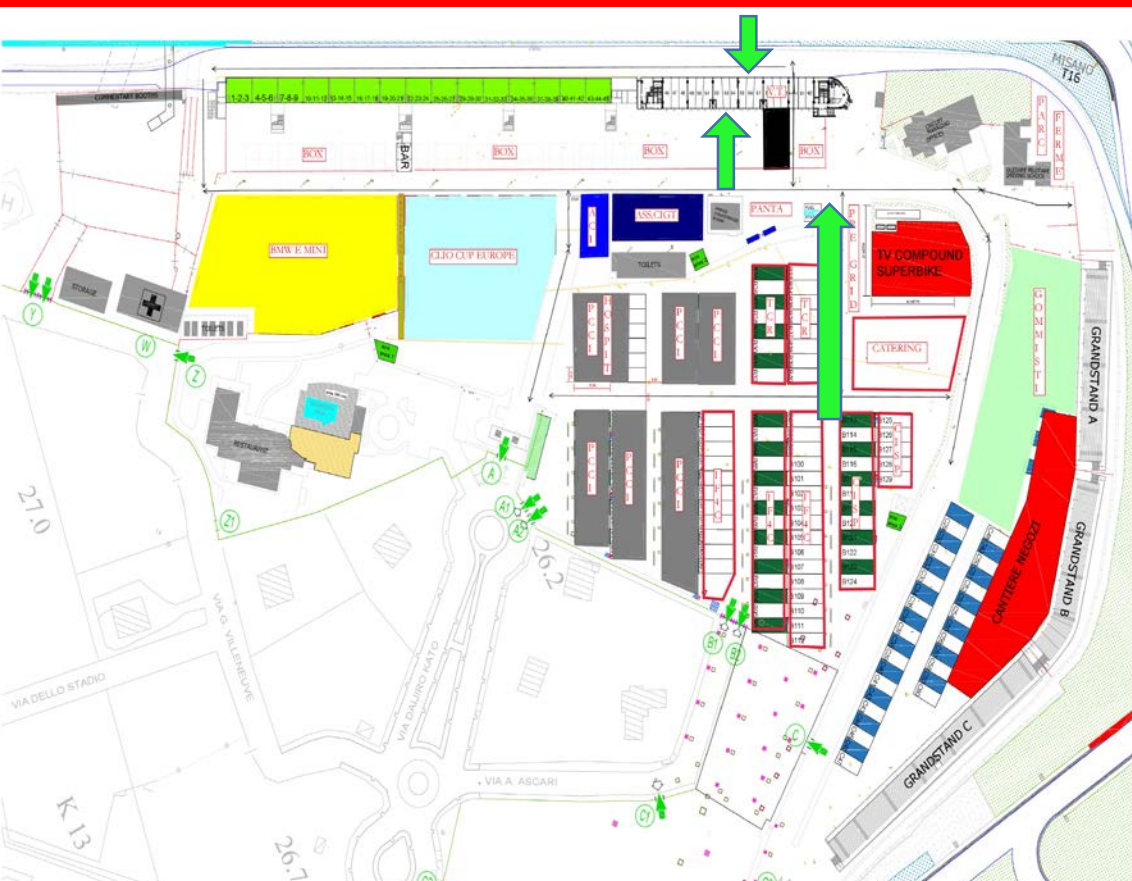


**20' MINUTES BEFORE THE ACTIVITY ON TRACK ALL CARS AND DRIVERS READY ON GATE**



# PREGRID CARS ENTRY INSIDE THE PIT LANE

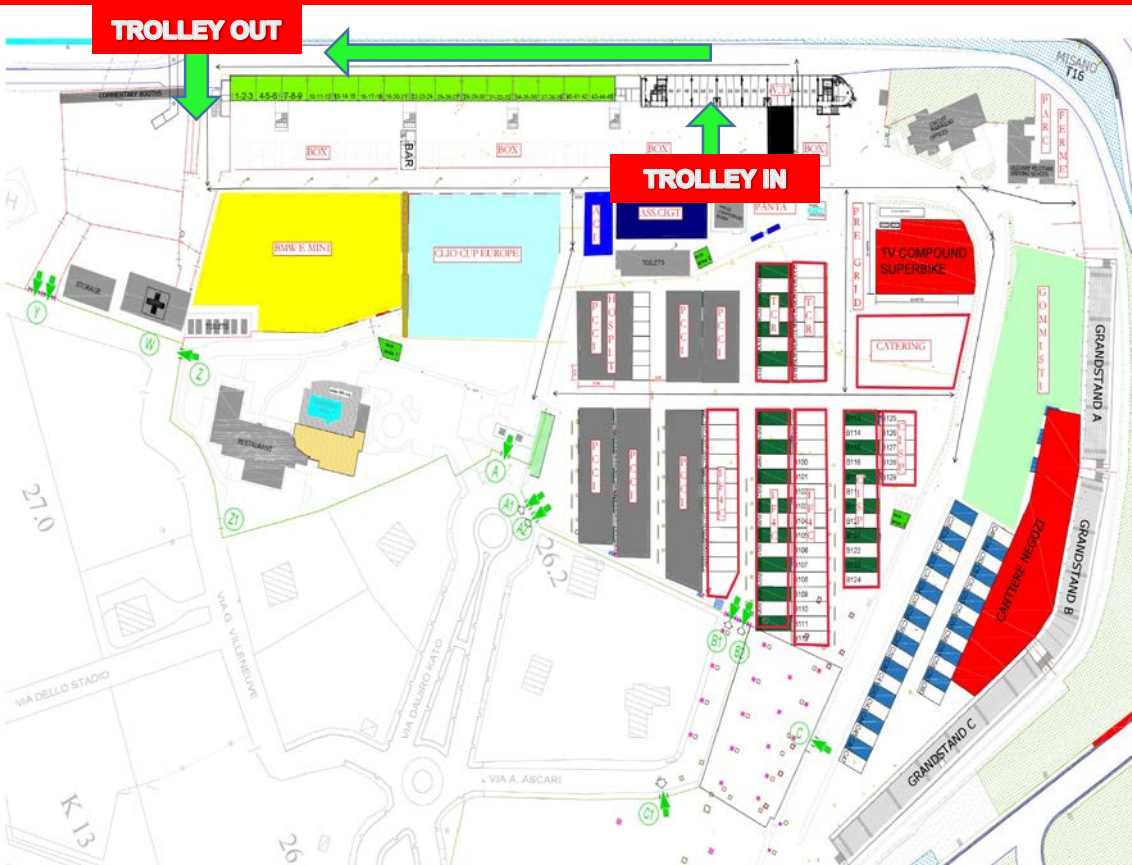
**BOX 60 IN 61 OUT**



**20' MINUTES BEFORE THE ACTIVITY ON TRACK ALL CARS AND DRIVERS READY ON GATE**

**IN / OUT CARS** →

# PREGRID TROLLEYS ENTRY INSIDE THE PIT LANE



**BOX 60 IN –  
NEAR BOX 1 OUT**

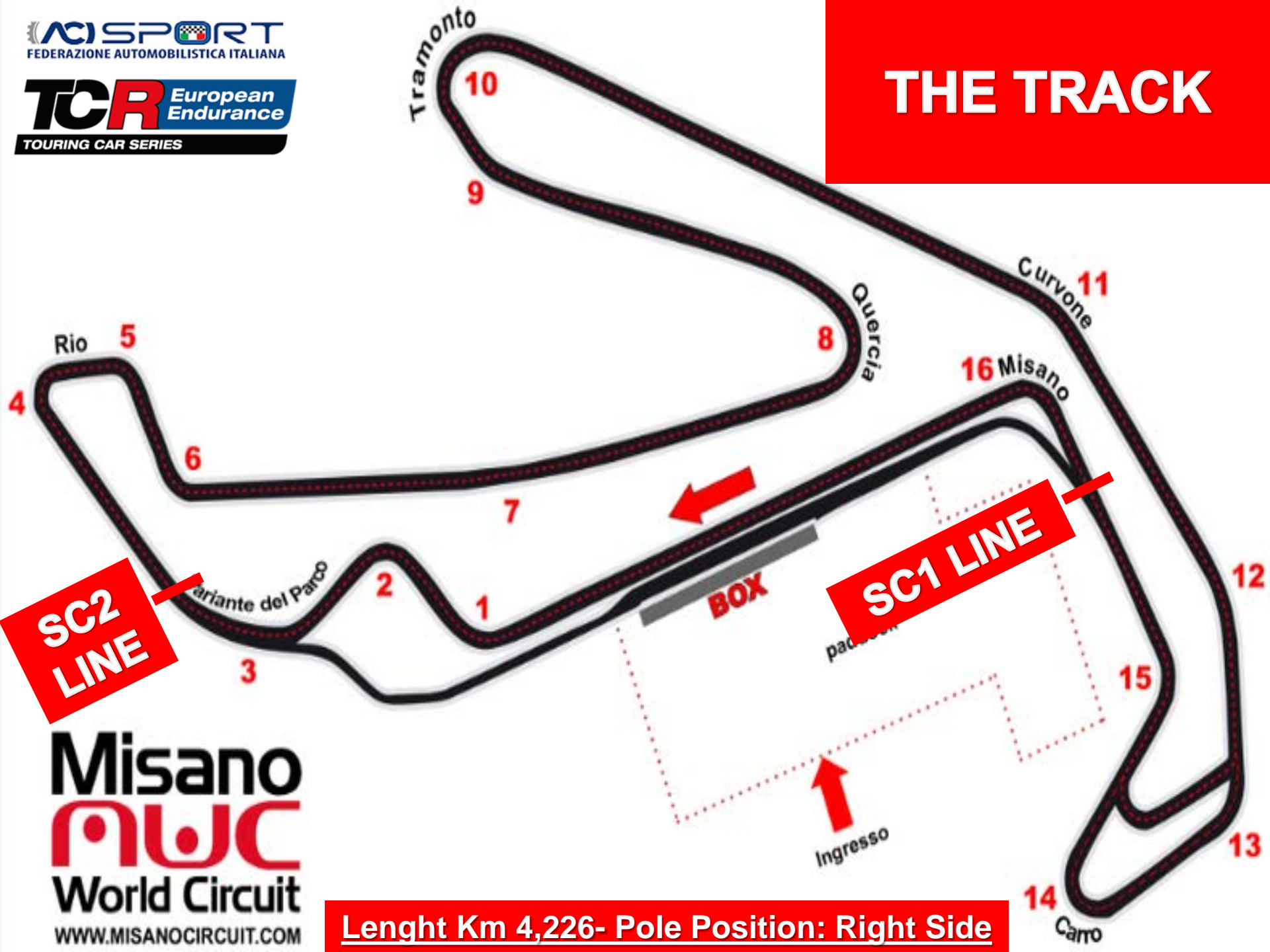


**20' MINUTES BEFORE THE ACTIVITY ON TRACK ALL CARS AND DRIVERS READY ON GATE**

**TROLLEY CIRCULATION →**



# THE TRACK



**SC2  
LINE**

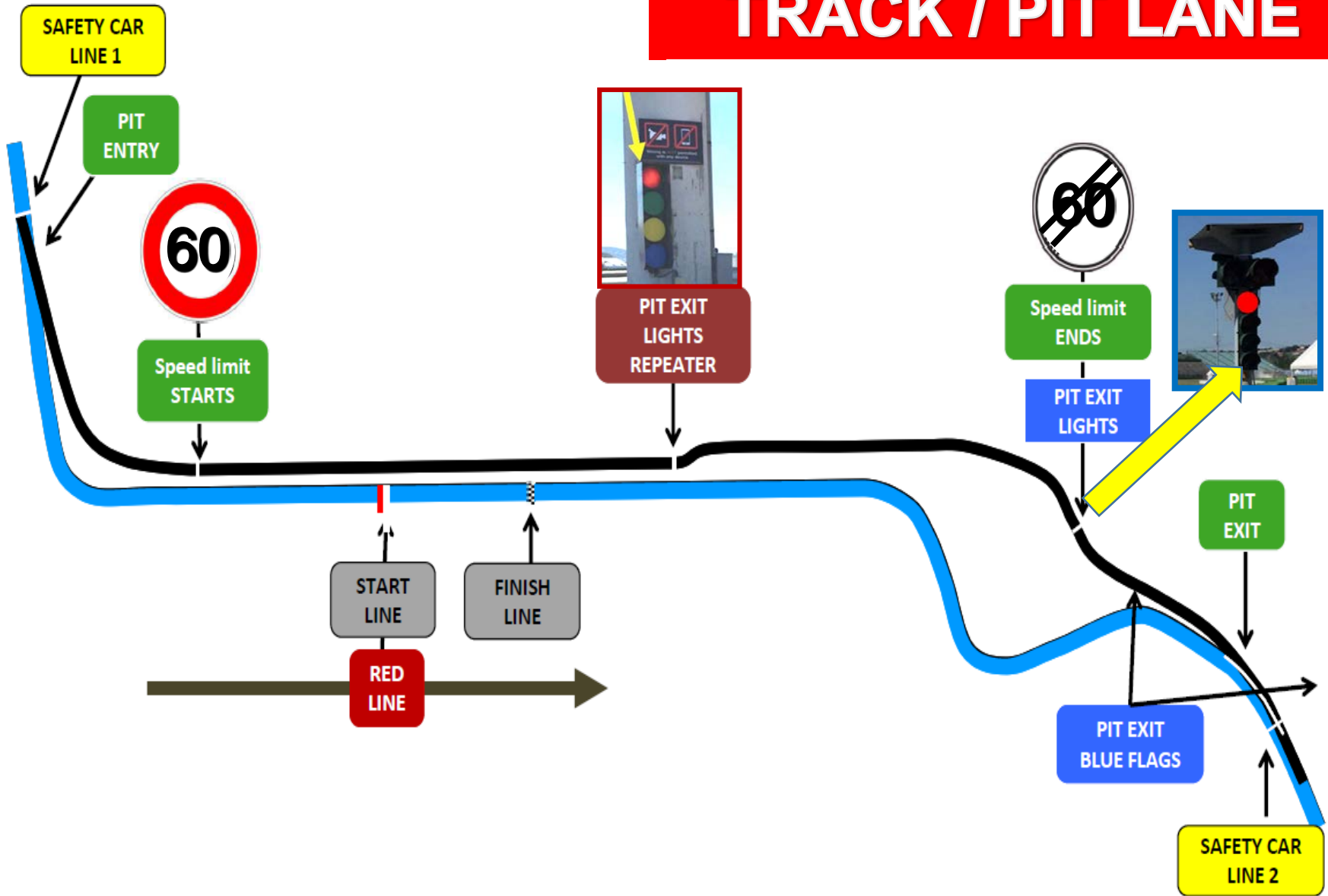
**SC1  
LINE**

**BOX**

**Ingresso**



# THE LINES ON TRACK / PIT LANE



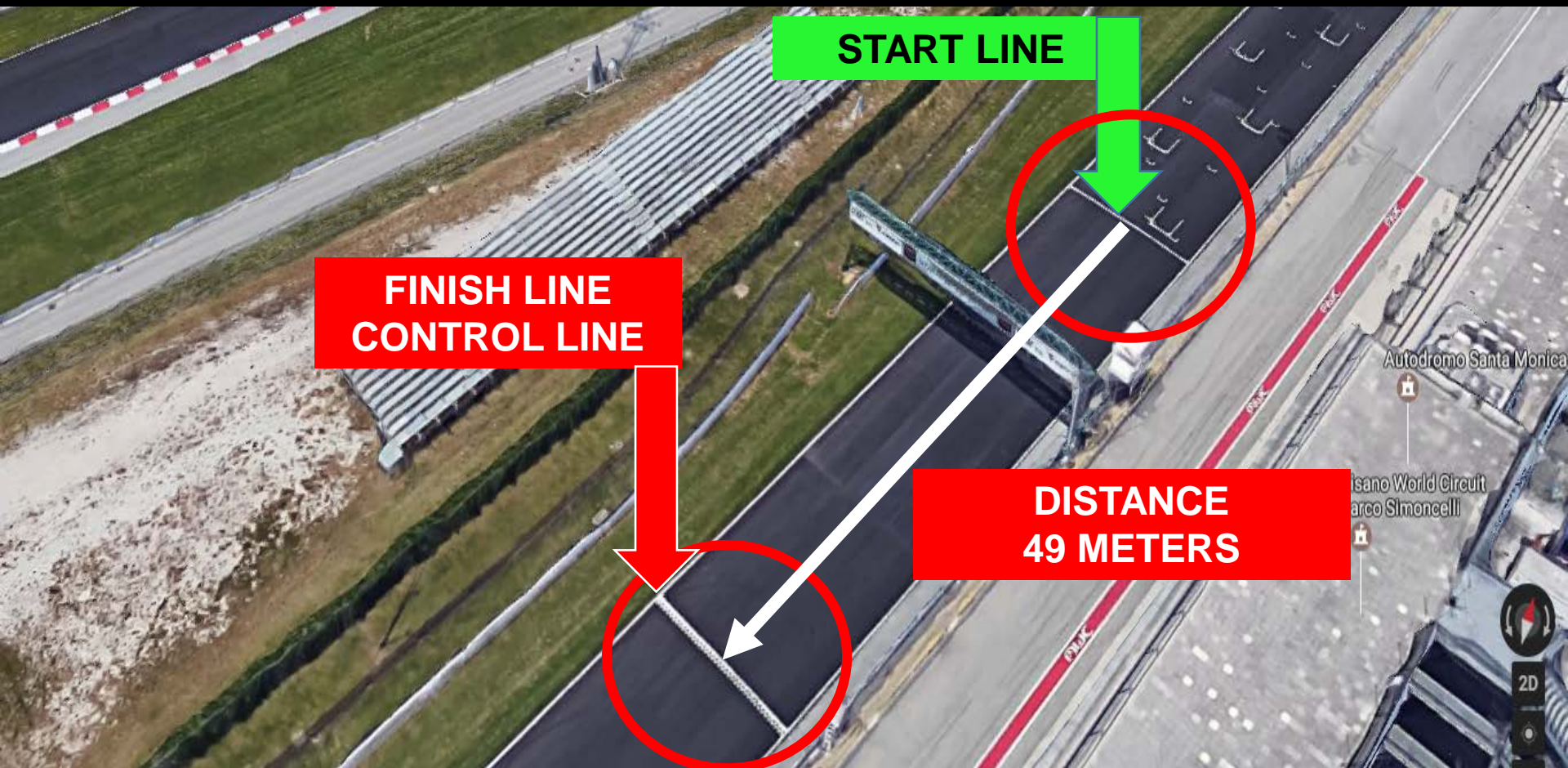
Lenght Km 4,226- Pole Position: Right Side

## FREE PRACTICE – QUALIFYING – FORMATION LAP



When the cars approach to start of the Free Practice – Qualifying – and Formation Lap for the Race 1 – Race 2 The speed limit imposed in the Pit is **60 Km/h**.









**PIT ENTRY**







**PIT ENTRY**

← **PIT IN**

**START THE SPEED LIMIT IN THE PIT**

60

60

60

**SPEED LIMIT IN THE PIT**

60

**Km/h**



# SCRUTINEERING SAFETY CHECKS BOX DURING THE EVENT



**INNER LANE**


**FAST LANE**

**BLENDING LANE**

**SPEED LIMIT IN THE PIT 60 KM/H**



# PIT EXIT: FIRST LIGHTS



**TCR** European  
Endurance  
TOURING CAR SERIES

Reminder: Exit to the pit lane only after green lights is on

**MUST RESPECT RED LIGHTS ON – IMMEDIATELY CAR STOPPED HEAR  
BEFORE THE LIGHTS**



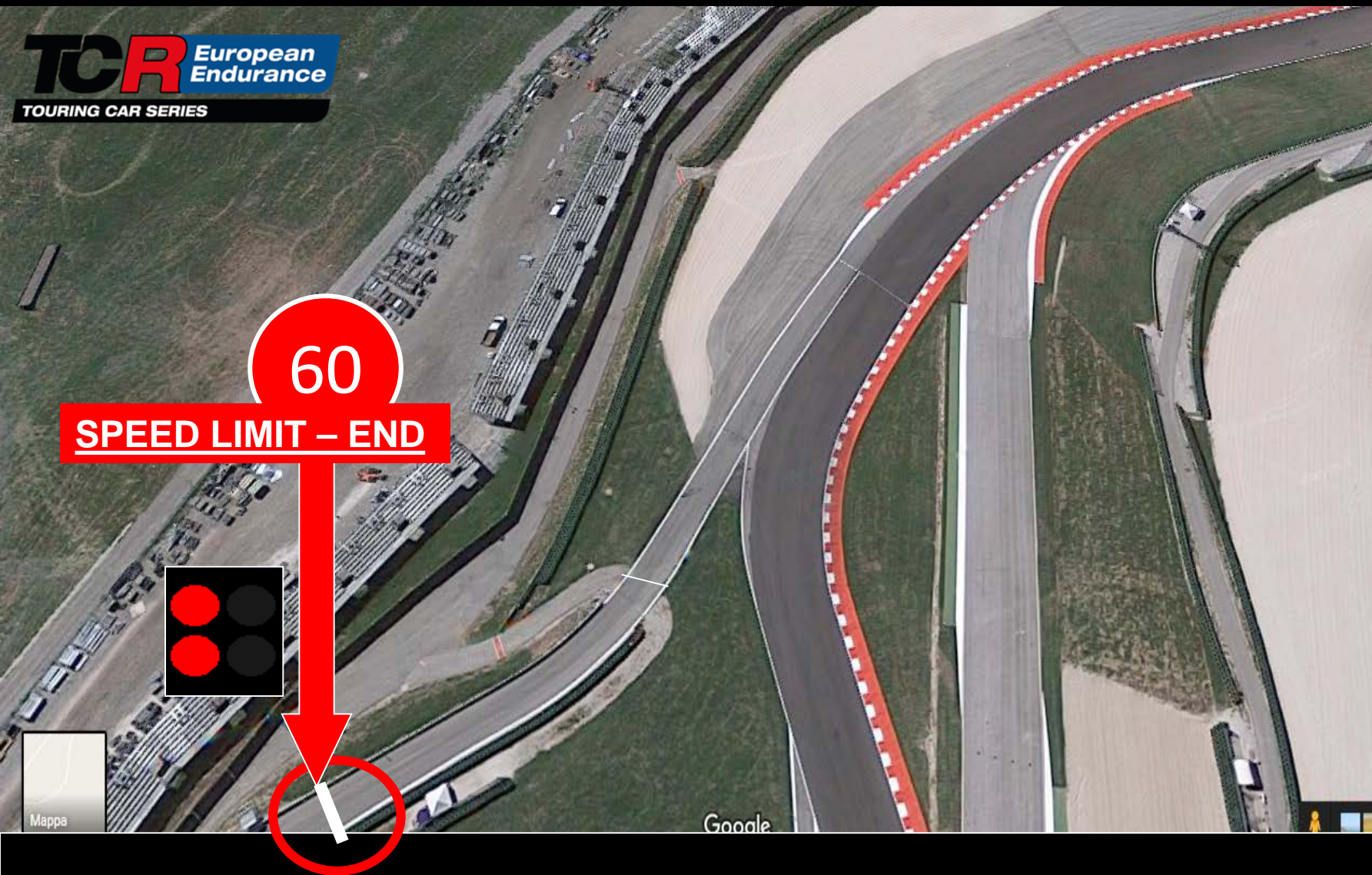
## PIT EXIT: SECOND LIGHTS

MUST RESPECT RED LIGHTS ON – IMMEDIATELY CAR STOPPED HEAR - BEFORE THE WHITE LINE

Reminder: Exit to the pit lane only after green lights is on

# END SPEED LIMIT






**MUST RESPECT SECOND LIGHTS IN PIT EXIT**





# PIT EXIT – RESPECT LIMIT



**DONT NOT CROSS AND NO TOUCH THIS LINE FOR ALL LENGHT**



# PIT EXIT LINE – MUST RESPECT THE LINE



DONT TOUCH – DONT CROSS THE LINE

# BLUE FLAG AT PIT EXIT



**TCR** European  
Endurance  
TOURING CAR SERIES



# BLUE FLAG AT TURN 3

GT4 European Series



# MARSHALL POST

Misano  
MWC  
World Circuit  
Marco Simoncelli

MASTER  
RACING  
WEEKEND




AFTER THE PROBLEMS RECOVERING THE CAR INSIDE THE ORANGES AREAS  
( RIGHT OR LEFT SIDE TO THE TRACK)

TCR European  
Endurance  
TOURING CAR SERIES



**TURN 1 – ESCAPE ROAD - TURN 2 APEX – ROUTE TO REJOIN  
MUST RESPECT - SAFETY CONDITION – MANDATORY USE**

**TURN 1 ESCAPE ROAD – TURN 2 APEX**



**TURN 1 ESCAPE ROAD – ROUTE TO REJOIN**



# STOPPING FREE PRACTICE – QUALIFYING - RACE

When the red flags/lights are displayed, all Drivers must immediately reduce speed being prepared to stop if necessary and proceed slowly back to the Pit Lane - Pit Allocation.

RED LIGHTS PANEL

**Slow down to 80 Km/Hr - NO overtaking**

Qualifying: Clock stops - lap time cancelled - drive to pit lane



**RED FLAG DURING THE FP AND QUALIFYING: STOP THE CAR IN THE PIT ALLOCATION IN WORKING LANE ONLY – MANDATORY IN CORRECT POSITIONS OF THE PIT ALLOCATION.**

**CHECK THE RED FLAG PROCEDURE - DURING SAFETY CAR ON THE ACISPORT REGULATIONS ( RDS 2024 )**


**RED FLAG PROCEDURE DURING THE RACE AFTER SAFETY CAR ON TRACK: ALL CARS FOLLOW THE SAFETY CAR IN PIT LANE – ALL CARS STAY IN FAST LANE IN PARK FERME' CONDITIONS – ENGINES OFF - UNTIL AFTER THE RACE DIRECTOR SEND THE ORDER (IN RADIO AND ON THE MONITORS « NOW IS POSSIBLE MAKE THE WORKS ON THE CARS UNTIL AT THE TIME: \_\_\_\_\_ »)  
RESTART THE RACE IS BEHIND THE LA SAFETY CAR – FOLLOW THE ITALIAN SPORTING REGULATION 2024.**



# THE RACE

RACE

- RACE WILL BE DIVIDED IN 2 PARTS:
  - SATURDAY: 55'
  - SUNDAY: 55'
- IN EACH PART A COMPULSORY PIT STOP MUST BE DONE
- AT THE END OF PART 1 (RACE ON SATURDAY) NO PODIUM
- AT THE END OF PART 2 (RACE ON SUNDAY) PLEASE FOLLOW MARSHALS INSTRUCTION TO APPROACH AT PODIUM BAY
- FIRST 3 CARS IN PARC FERME' (FOLLOW MARSHALS INSTRUCTIONS)
- DRIVER THAT WILL START AS FIRST IN PART 1 DOESN'T START AS FIRST IN PART 2



**CHECK THE RED FLAG PROCEDURE - DURING SAFETY CAR ON THE ACISPORT REGULATIONS ( RDS 2024 )**

**RED FLAG PROCEDURE DURING THE RACE AFTER SAFETY CAR ON TRACK: ALL CARS FOLLOW THE SAFETY CAR IN PIT LANE – ALL CARS STAY IN FAST LANE IN PARK FERME' CONDITIONS – ENGINES OFF - UNTIL AFTER THE RACE DIRECTOR SEND THE ORDER (IN RADIO AND ON THE MONITORS « NOW IS POSSIBLE MAKE THE WORKS ON THE CARS UNTIL AT THE TIME: \_\_\_\_\_ »  
RESTART THE RACE IS BEHIND THE LA SAFETY CAR – FOLLOW THE ITALIAN SPORTING REGULATION 2024.**



# STARTING PROCEDURE ROLLING START

## POLE POSITION: RIGHT SIDE

**TCR** European  
Endurance  
TOURING CAR SERIES

DURING THE PROCEDURE  
AND THE PANELS SHOW  
THE SIREN WILL ALSO BE ACTIVATED  
WITH A SINGLE RING !!



15' BEFORE THE START:  
PIT LANE IS OPEN

10' BEFORE THE START:  
PIT LANE IS CLOSED

5' BEFORE THE START  
WILL SHOW THE PANEL 5'  
MINUTES:  
NO WORKS  
WHEELS FITTED  
CARS DOWN

3' BEFORE THE START  
WILL SHOW THE PANEL 3'  
MINUTES:  
CLEAR THE STARTING GRID  
– ONLY ONE PERSON PER  
CAR

1' BEFORE THE START WILL  
SHOW THE PANEL 1'  
MINUTE: STARTING GRID IN  
COMPLETE CLEAR  
CONDITIONS – ENGINES ON

30" BEFORE THE START  
WILL SHOW THE PANEL 30"  
SECONDS:  
DRIVERS MUST BE READY  
FOR THE STARTING LAP  
LEADING CAR MOVING

AFTER WILL SHOW THE GREEN FLAG:  
ALL CARS MOVING FROM THE GRID  
STARTING LAP ( FORMATION )

In the interval between the opening and the closing of the pit lane , 2 (two) laps of the circuit can be driven, with passage along the Pit Lane and within the time period in which the green light is on

**When the cars are stopped in the GRID before the Formation Lap – ENGINE OFF / NO ENGINE RUNNING**



## DURING THE STARTING (FORMATION) LAP SAFETY MATTERS IN MANDATORY USE:



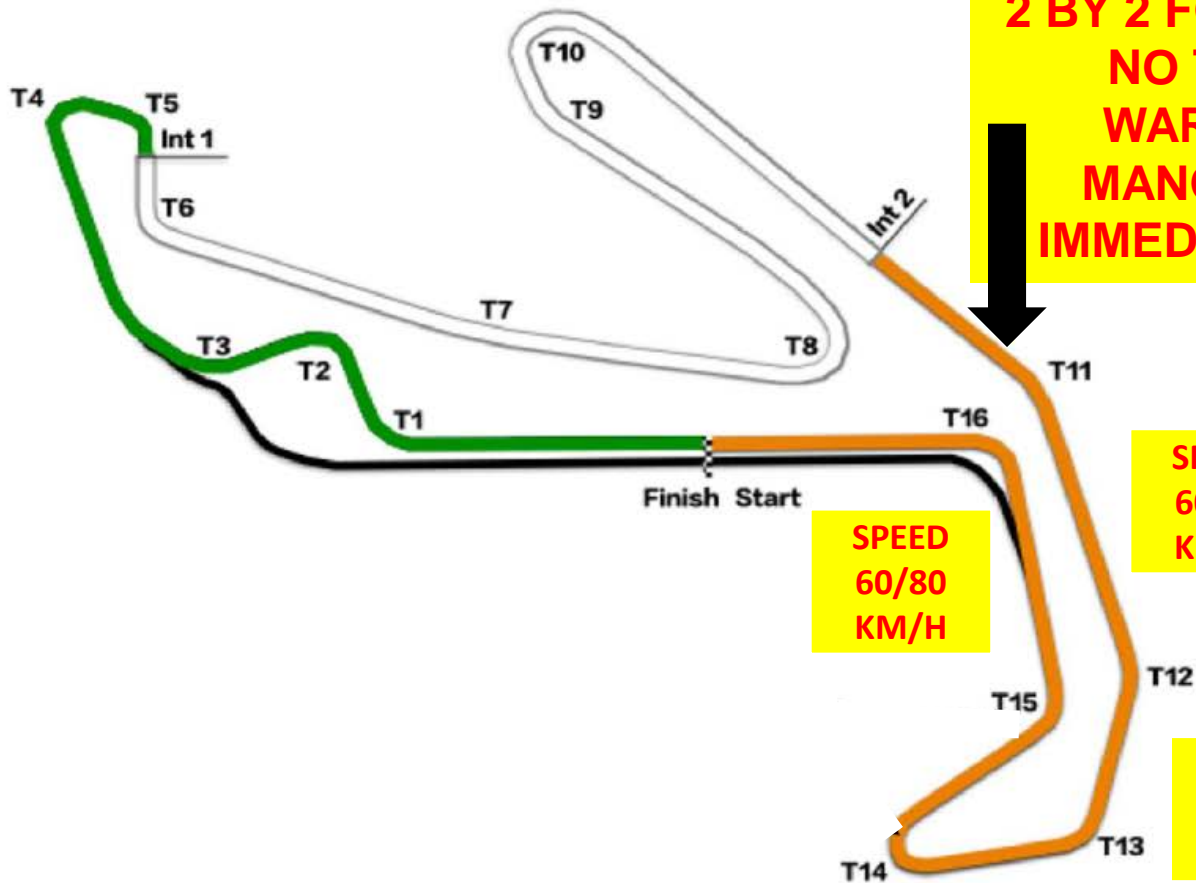
### STARTING ( FORMATION ) LAP:

- DRIVERS MUST FOLLOW THE LEADING CAR.
- NO OVERTAKES.
- IN CASE A CAR DOES NOT START THE FORMATION LAP FROM THE GRID, IT MUST START FROM ITS GRID POSITION ONLY IF IT HAS NOT BEEN TAKEN BY ALL THE OTHERS CARS.

### TWO BY TWO FORMATION BOARD :

- STARTING FROM T11 THE GRID FORMATION BOARD WILL BE SHOWN
- **NO TIRES WARMING MANOUVRE - ( IMMEDIATELY!! )**
- NO OVERTAKES.
- IT'S COMPULSORY TO MAKE THE TWO BY TWO FORMATION
- SPEED IS IMPOSED MIN.60 KM/H – MAX 80 KM/H UNTIL THE GREEN LIGHTS IS ON

# DURING THE STARTING (FORMATION) LAP SAFETY MATTERS IN MANDATORY USE:



**TURN 11  
WILL SHOW THE  
BOARD:  
2 BY 2 FORMATION  
NO TIRES  
WARMING  
MANOUVRE  
IMMEDIATELY !!**

**SPEED  
60/80  
KM/H**

**SPEED  
60/80  
KM/H**

**SPEED  
60/80  
KM/H**

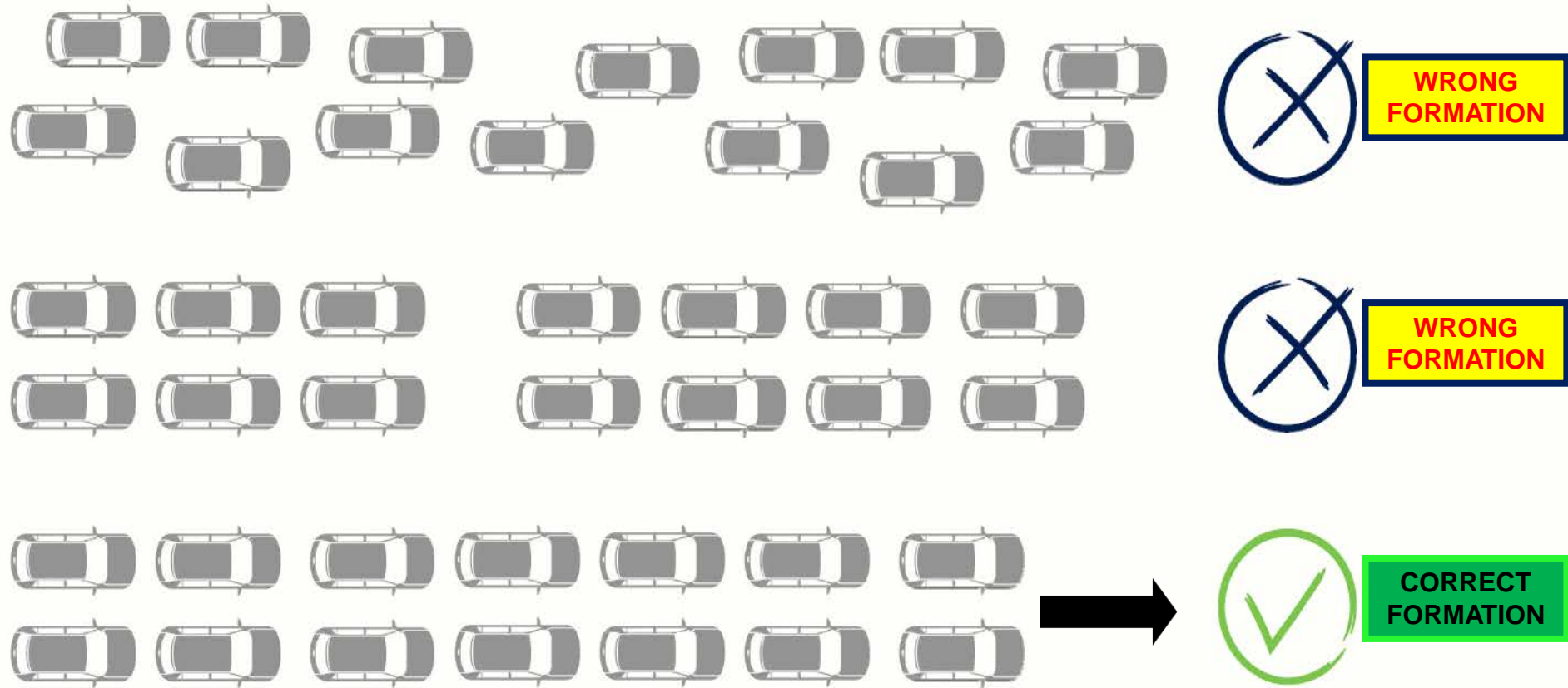


# DURING THE STARTING (FORMATION) LAP SAFETY MATTERS IN MANDATORY USE:



## STARTING PROCEDURE


ROLLING START



**MANDATORY BEHAVIUR/PERFORMANCE:KEEP YOUR RESPECTIVE POSITIONS IN MOTION WITHOUT GETTING OUT OF ALIGNMENT, WITHOUT DISTURBING THE CONVOY AND THE RESPECTIVE START LINES AND ROW, UNTIL THE GREEN START LIGHTS TURN ON – IT IS A NECESSARY SAFETY CONDITION !!**

# DURING THE STARTING (FORMATION) LAP SAFETY MATTERS IN MANDATORY USE:


## ROLLING START – LINE UP





# DURING THE STARTING (FORMATION) LAP SAFETY MATTERS IN MANDATORY USE:

## ROLLING START – LINE UP



# STARTING PROCEDURE – ROLLING START



ALL RED LIGHTS ON

**TCR** European  
Endurance  
TOURING CAR SERIES





# STARTING PROCEDURE



**GREEN LIGHTS ON  
START THE RACE**



# STARTING PROCEDURE – ROLLING START IN CASE THE PROBLEMS DURING THE START OR ( FORMATION ) LAP

## ABORTED START ADDITIONAL FORMATION LAP



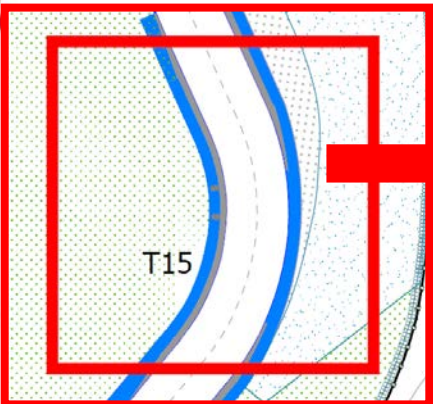
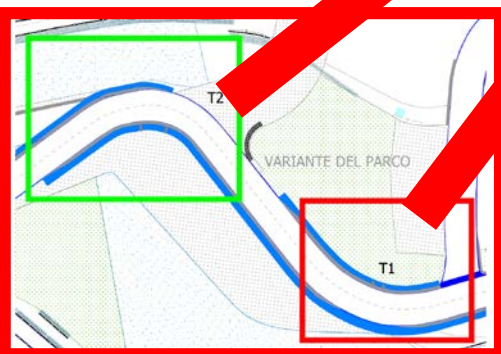
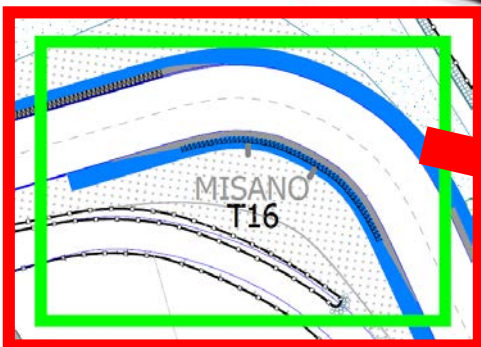
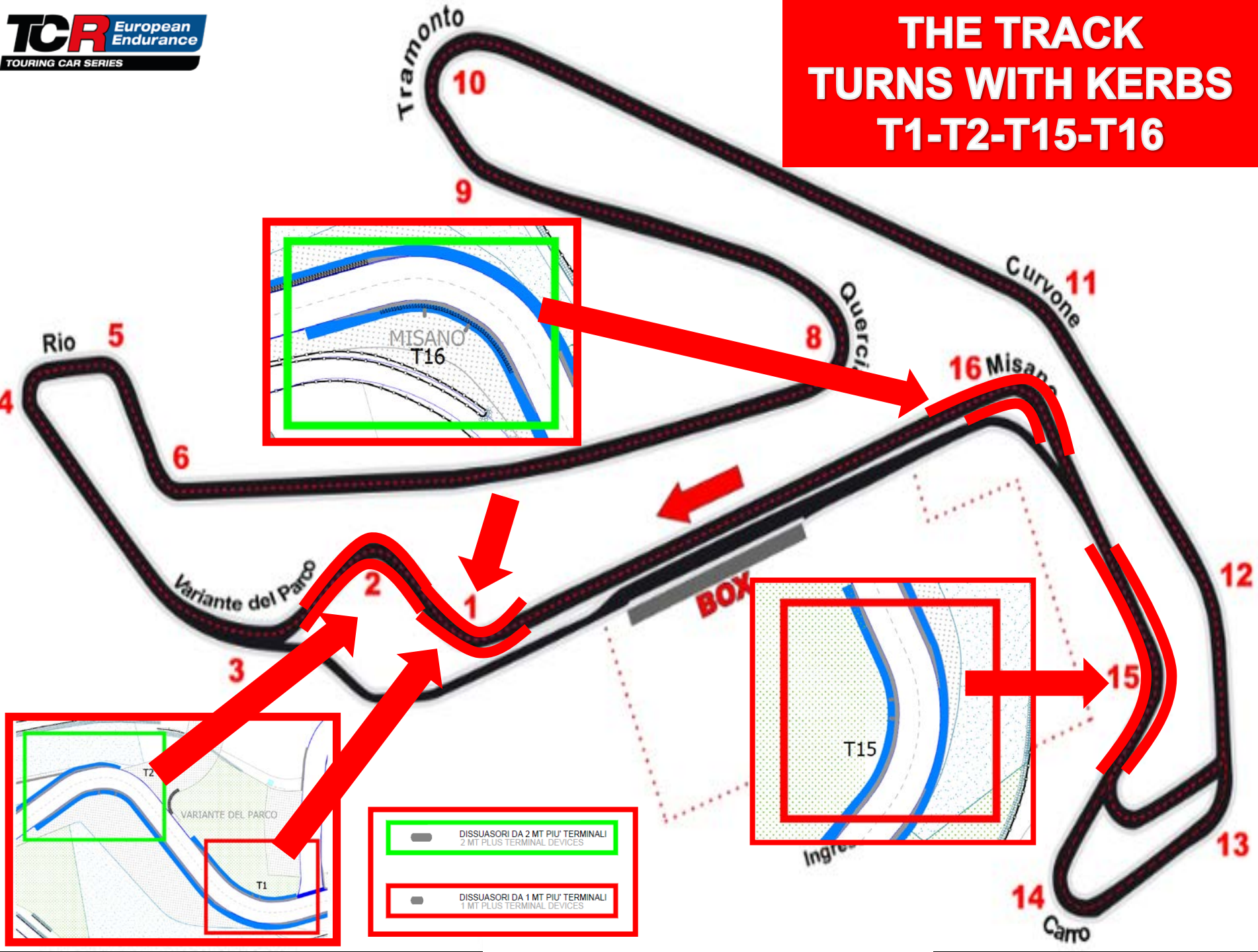
- In case of false start, red lights will be maintained on and an extra formation will be done (the poleman will be as leading car).
- The timing will start at the end of the first formation lap
- If during the starting procedure, the track should suddenly become unusable, a "start delayed" board will be shown at the starting line and competitors will be informed.
- As soon as conditions permit, the starting procedure will be resumed by the "5 MINUTES" board







**ANY FALSE OR JUMP START WILL BE SANCTIONED  
FROM THE STEWARDS**

**THE TRACK  
TURNS WITH KERBS  
T1-T2-T15-T16**



- 
 DISSUASORI DA 2 MT PIU' TERMINALI  
2 MT PLUS TERMINAL DEVICES
- 
 DISSUASORI DA 1 MT PIU' TERMINALI  
1 MT PLUS TERMINAL DEVICES



# THE TRACK TURNS WITH KERBS T1-T2-T15-T16

- QFY 1
- QFY 2

- TIME LAP DELETED IMMEDIATELY


- RACES

- 1st Offence: Warning on timekeepers monitor
- 2nd Offence: Warning on timekeepers monitor
- 3rd Offence: Warning on timekeepers monitor
- 4th Offence: Warning flag (black/white)
- 5th Offence: +5" Time penalty or more


# TRACK LIMIT

**TCR** European  
Endurance  
TOURING CAR SERIES

NO Track Limits



Track Limits



6  
UPDATE

Soltek



# TRACK LIMITS CONDITION EXAMPLE FOR OTHER CORNERS



**TRACK LIMIT**

# TRACK LIMIT



**RESPECT TRACK LIMIT:**

**DURING THE QUALIFYING EXCEEDED LIMITS TRACK:**

**DELETING ONE TIME LAP**

**IF MAKE EXCEEDED TRACK LIMITS IN THE LAST CORNER DELETING TWO LAPS**

**DURING THE RACES  
AFTER REPEAT THE LIMITS TRACK  
PENALTY TIME**

**( DECISION TO THE STEWARDS )**



# PIT STOP ROLES

## PIT STOP

- PIT WINDOW OPEN WILL BE BETWEEN 25' AND 33'
- MAX 3 MECHANICS PER CAR ARE ALLOWED TO WORK ON IT. ONE IS THE CAR CONTROLLER
- MECHANICS MUST WEAR THE YELLOW TABARDS
- DRIVERS CHANGE IS ALLOWED
- AT LEAST 2 TYRES CHANGES MUST BE DONE (ONLY ONE WHEEL GUN)
- MINIMUM TIME IMPOSED TO BE ANNOUNCED AFTER FP 2 WITH DEDICATE BULLETIN
- SOLO DRIVER + 5 SEC MUST BE ADDED ON THE IMPOSED TIME
- TIME PENALTY FOR MISSING IMPOSED TIME OR WRONG PIT WINDOW


# FULL COURSE YELLOW



## FCY PROCEDURE

- During free practices and qualifying the FULL COURSE YELLOW procedure could be used.
- A 10 seconds countdown will be carried out before the start of the procedure.
- All Marshals posts will show a waved yellow flag and a FCY board.
- From this moment, all drivers must reduce the speed to 80 Km/h and maintain it constant.
- OVERTAKING IS FORBIDDEN.
- When safety conditions will be restored another 5 seconds countdown will be carried out and at the end of it all the yellow flags and FCY boards will be withdrawn and replaced with waved green flags.

**DURING THE FREE PRACTICE – QUALIFYING AND RACES**



**FCY**

**SC**

Misano  
**MWC**  
World Circuit  
Marco Simoncelli

- Speed 80 Km/Hr until the green flag
- SC procedure always preceded by FCY
- SC get the leader during the FCY
- End of FCY– SC procedure

**DURING THE FREE PRACTICE – QUALIFYING AND RACES**



# SECTOR TIMES – FCY PROCEDURE

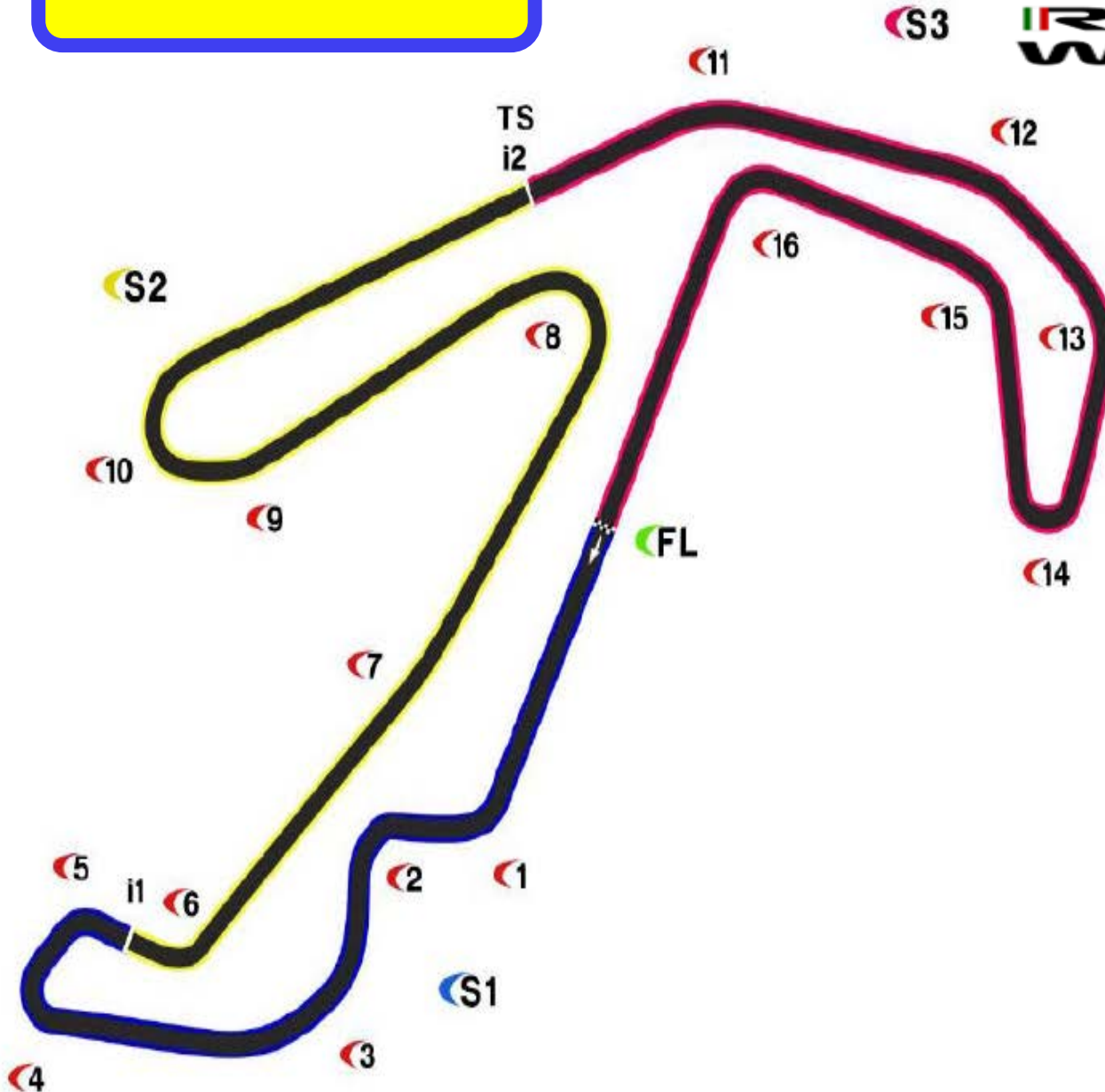
ACCORDING TO THE ARTICLE 14.11 SPORTING REGULATION 2024 THE SECTOR TIMES SET IN THE FULL COURSE YELLOW PROCEDURE ( FCY ) OF 80 KM/H ARE THE FOLLOWING:

SECTOR	DISTANCE	TIME
• TOTAL LENGHT	4226.0 METERS	03:10.2
• FINISH LINE / INT. 1	987.5 METERS	00:44.5
• INT.1 / INT.2	1061.1 METERS	00:47.7
• INT.2 / INT.3	1325.7 METERS	00:59.6
• INT.3 / FINISH LINE	851.7 METERS	00:38.4

# SECTOR TIMINGS



Misano  
**AWC**  
World Circuit  
Marco Simoncini



**Misano**  
Circuit Length: 4.226 m.  
i1 at: 987 m.  
i2 at: 2.632 m.  
Pit it - Pit Out: 586 m.



**SAFETY CAR**

**PROCEDURE**



**SC**

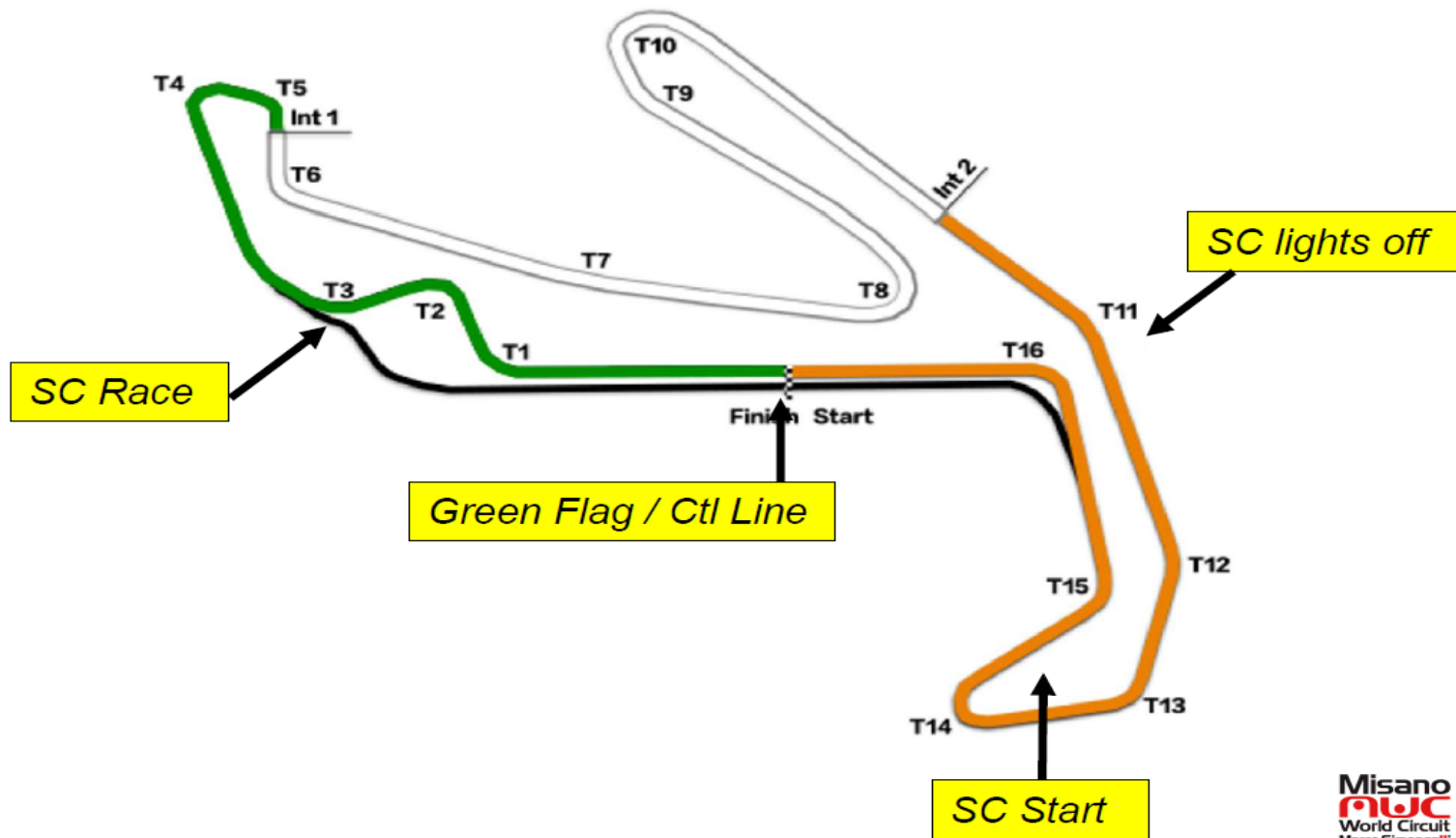


**Misano**  
**MWC**  
World Circuit  
Marco Simoncini



# SAFETY CAR PROCEDURE

## SAFETY CAR SC may use the Pitlane



# SAFETY CAR PROCEDURE



## SAFETY CAR PROCEDURE

- If needed, the Clerk of the Course can use the Safety Car to neutralize the race.
- When the Safety Car deploy order is given, all Marshals Post will show a waved yellow flag and SC board.
- The Safety Car will enter on track with the yellow lights on and take the head of the race with the leader behind itself.
- Overtaking is forbidden and the distance should be less than five car lengths apart.
- The Safety Car will be used until the safety conditions will be restored.
- When the Safety Car will approach the SC Line 1, competitor may enter in pit lane overtaking the SC.
- During the SC procedure Pit Exit remain GREEN. When the SC will close to pass the START Line pit exit will be closed (RED lights)
- When the last car of the group behind the SC will pass pit exit the light at pit exit it will be GREEN again.
- In some circumstances, the Safety Car can pass in pit lane. Please, always follow the Safety Car when its yellow lights are on.
- During the SC period it's not possible to serve penalties as STOP & GO and DRIVE THROUGH

# SAFETY CAR PROCEDURE

## SAFETY CAR PROCEDURE

- When the Clerk of the Course announces "Safety Car in this lap," the Safety Car will turn off its yellow lights at **Turn 11/12**
- From this moment onward, all drivers must maintain a consistent speed without performing any tire-warming maneuvers. All SC boards will be withdrawn and a single fixed yellow flag will be shown at each marshal post
- As the Safety Car approaches the pit entry, the yellow flags will be withdrawn.
- Green lights and a green flag will be displayed only at the Control line until the last car passes.
- Overtaking is only allowed after crossing the Control/Finish line.
- If the safety car remains on the track during the final lap, the following procedure will be implemented:
  - Turn off lights at **Turn 11/12**
  - Safety car returns to the pit lane
  - All competing cars will receive the chequered flag (no overtaking or green flag).





# SAFETY CAR

**TCR** European  
Endurance  
TOURING CAR SERIES



Misano  
**WTC**  
World Circuit  
Marco Simoncelli

**FX**  
MASTER  
RACING  
WEEKEND

# SAFETY CAR



FIRST SAFETY CAR LINE

SAFETY CAR

SC



When the order is given to deploy the Safety Car, all Marshals posts will display wawed yellow flags and the "SC" board which shall be maintained until the intervention is over



**SAFETY CAR**

**PROCEDURE**

**FX**  
MASTER  
RACING  
WEEKEND

**TCR** European  
Endurance  
TOURING CAR SERIES

Automobile Club d'Italia  
**SPORT**

**SC**

**YELLOW LIGHTS OFF  
SAFETY CAR IN THIS LAP**



# SAFETY CAR

Under certain circumstances, the Race Director may ask the Safety Car to use the Pit Lane ; in these cases, and provided its orange lights remain illuminated, all Cars must follow it into the PIT LANE without overtaking.

Any Car entering the Pit Lane under these circumstances may stop at its Pit

During the SAFETY CAR period it's not possible to make the penalty

-- STOP&GO

-- DRIVE TROUGH



# SAFETY CAR

# SC



## PIT EXIT LIGHTS DURING SC

Pit exit light remain **GREEN**

When the SC will pass the FINISH LINE, the pit exit light will turn **RED**

When last car in the group behind SC passes pit exit, the light will turn **GREEN**  
again

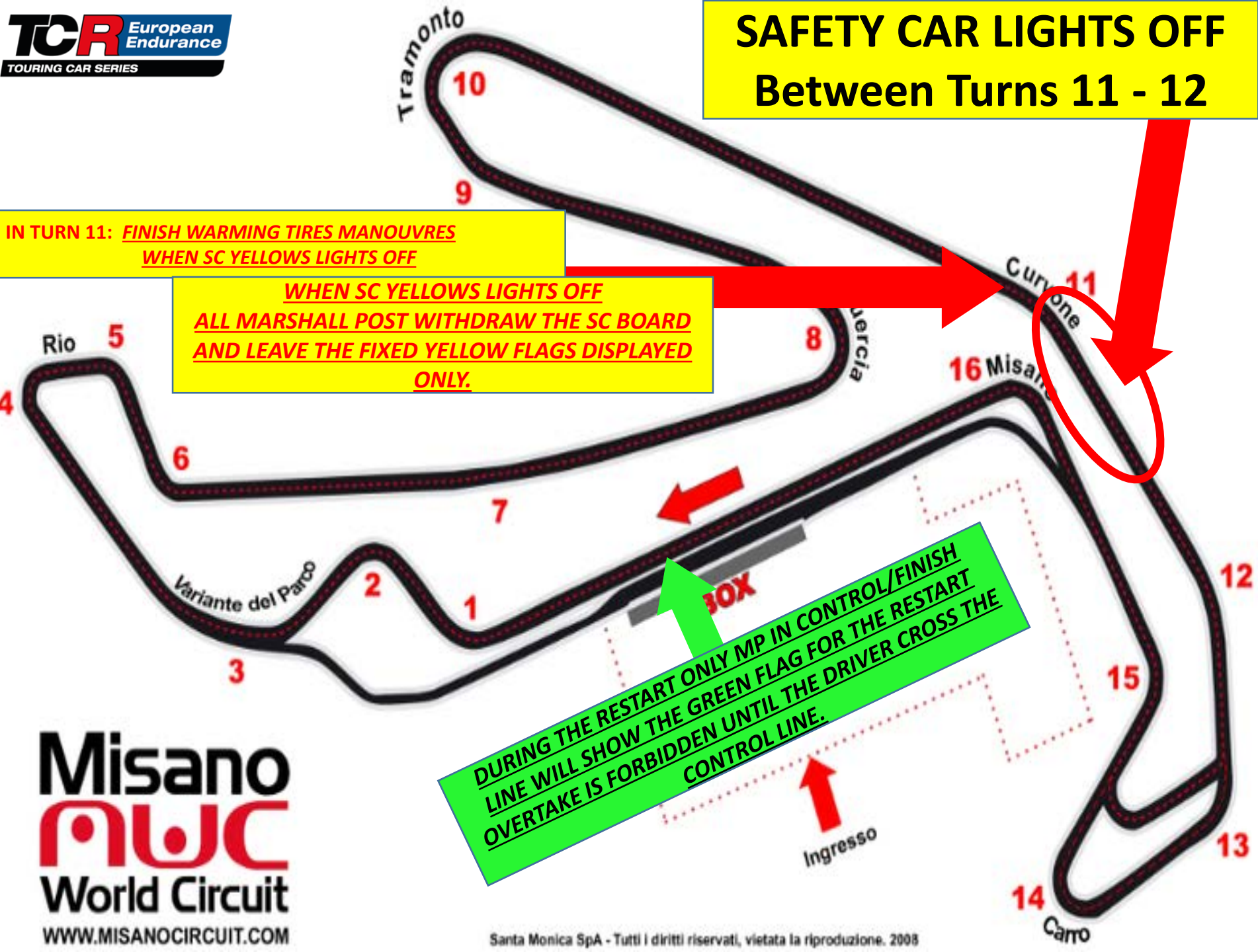


**SAFETY CAR LIGHTS OFF  
Between Turns 11 - 12**

**IN TURN 11: FINISH WARMING TIRES MANOUVRES  
WHEN SC YELLOWS LIGHTS OFF**

**WHEN SC YELLOWS LIGHTS OFF  
ALL MARSHALL POST WITHDRAW THE SC BOARD  
AND LEAVE THE FIXED YELLOW FLAGS DISPLAYED  
ONLY.**

**DURING THE RESTART ONLY MP IN CONTROL/FINISH  
LINE WILL SHOW THE GREEN FLAG FOR THE RESTART  
OVERTAKE IS FORBIDDEN UNTIL THE DRIVER CROSS THE  
CONTROL LINE.**





# SAFETY CAR RESTART

Misano  
**MWC**  
World Circuit  
Marco Simoncini

**TCR Italy**  
TOURING CAR CHAMPIONSHIP

ACI  
Automobile Club d'Italia  
**SPORT**



**TCR** European  
Endurance  
TOURING CAR SERIES

**DONT CROSS THE SC LINE BEFORE THE SAFETY CAR**

**RESPECT THE DISTANCE TO THE SAFETY CAR ON THE SC LINE !!!!!**

# SAFETY CAR

OVERTAKING IS POSSIBLE AFTER CROSS THE CONTROL LINE

## CONTROL AND FINISH LINE

49m after the Startline





# START BEHIND SAFETY CAR

**Under certain circumstances the Race may be started behind the Safety Car.** In this case, at any time before the “one-minute” signal is given, its orange lights will be switched on. This is the signal to the Drivers that the Race will be started behind the Safety Car. When the green lights are illuminated, the Safety Car will leave the Grid with all Cars following in Grid order, no more than ten car lengths apart. There will be no Formation Lap and **the Race will start when the green lights is on.**



Any Driver who is delayed leaving the Grid must not overtake another moving Car if they were stationary after the remainder of the Cars had crossed the Start Line.

This Driver must then take up position at the back of the line of Cars behind the SC



The Pit Exit will be closed and all Cars must proceed to the grid where they must stop  
They will then resume the race in accordance with the Regulation

The Safety Car will then be driven to the front of the grid

A race which has not been declared **WET** before the start will not be interrupted if ,  
during its course, it starts raining, and drivers will be allowed to use rain tyres .

# SUSPENDING THE RACE Under Safety Car

**MASTER X**  
**RACING**  
**WEEKEND**

**TCR** European  
Endurance  
TOURING CAR SERIES

**STOPPING DURING THE RACE ( RED FLAG )**

**CHECK THE NEW RED FLAG PROCEDURE - DURING SAFETY CAR  
ON THE ACISPORT REGULATIONS ( RDS 2022 )**



**ALL CARS FOLLOW THE SAFETY CAR INTO THE PIT LANE  
STOP AT PIT EXIT BEHIND THE SAFETY CAR**



# SHOW THE MESSAGE UNDER INVESTIGATION REASONS



- IF THE DRIVER NO RESPECT INTERNATIONAL CODE
  - IF THE DRIVER INVOLVING TO THE COLLISION
  - IF THE DRIVER NO RESPECT THE FLAGS AND PANELS
- SHOW

THE RACE CONTROL SHOW THE MESSAGE



**UNDER INVESTIGATION**

**963**

# FLAGS - DIGITAL PANELS & INFORMATIONS



Dangerous situation  
Please Reduce The Speed




Very Dangerous situation  
Please Reduce The Speed  
Ready also to Stopped



Race Stopped  
Immediatly in Pit Lane  
Speed 80 Km/h



Technical problem  
Immediatly in Pit  
Lane



Ease the overtake

**STOP & GO**

Showed for 2 Laps

The driver has 3 Laps to enter in the Pit Lane

**911**


With Race Number

**DRIVE THROUGH**

Showed for 2 Laps

The driver has 3 Laps to enter in the Pit Lane


# FLAGS - DIGITAL PANELS & INFORMATIONS



Safety Car



Safety Conditions



Full Course Yellow



White Flag  
Slow Car on track



Reduce the Speed  
Reduced Grip Conditions



Warning Flag  
Wrong Performance



Finish Flag  
End of the Session or Race



# FLAGS & INFORMATION

## BLUE FLAG




At ALL TIMES: displayed to a driver leaving the pits if traffic is approaching on the track.

During PRACTICE: a faster car is close behind you and is about to overtake you.

During the RACE: shown to a car about to be lapped, the driver concerned must allow the following car to pass at the earliest opportunity.

**MUST RESPECT THE BLU FLAGS**

# PENALTY SHOW POINT SIGNALING AREA




**Drive Through**


**STOP & GO**

**921**

**FLAGS**



# PENALTY SHOW POINT SIGNALING AREA





# STOP and GO - AREA

Misano  
MWC  
World Circuit  
Marco Simoncelli

**TCR** European  
Endurance  
TOURING CAR SERIES



**FX**  
RACING  
WEEKEND



## FINISH LINE – CONTROL LINE



# PARC FERME' ENTRANCE

Misano  
MWC  
World Circuit  
Marco Simoncelli



*Slowdown Lap*







# OFFICIAL NOTICE BOARD

ONLY VIRTUAL AND DIGITAL MODE

ON TOP THE WEB:



<https://www.fxitalianseries.com>

**FX**  
RACING  
WEEKEND

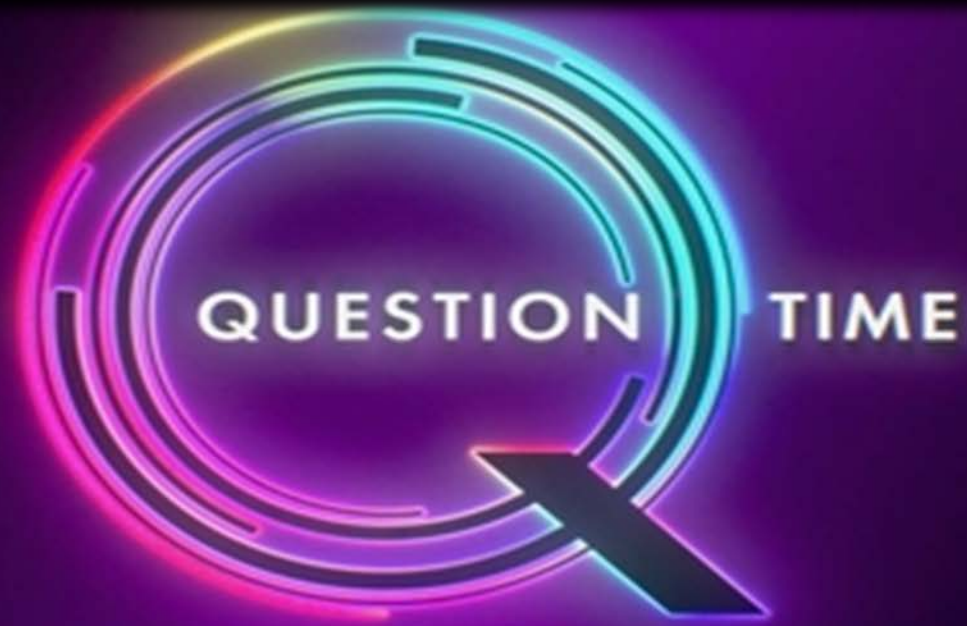
**Misano**  
**AWC**  
World Circuit  
Marco Simoncelli



*Never Forget* without the marshals you don't get to race!







THANKS FOR YOUR ATTENTION

SEE YOU NEXT YEAR FOR THE NEW



FANTASTIC SEASON



FX RACING WEEKEND 2025 !!



WE WISH YOU A VERY GOOD WEEKEND  
IN MISANO WORLD CIRCUIT